

2009 National City/KHSAA Boys' Sweet 16 - Game Box Score

Mason County Royals vs. Shelby Valley Wildcats

Date: 03/19/2009 Time: 6:30 pm Site: Rupp Arena-Lexington, KY Attendance: Unknown

Visitors: Shelby Valley Wildcats

##	Name	P	FG	3 Pt	FT	PTS	ORB	DRB	TR	PF	AST	TO	BS	ST	MIN
2	Jacob Robinson		0/0	0/0	0/0	0	0	0	0	0	0	0	0	0	DNP
3	* Elisha Justice		6/15	2/4	8/11	22	0	4	4	2	1	0	0	2	31:49
5	Logan Lucas		0/0	0/0	0/0	0	0	0	0	0	0	0	0	0	DNP
10	* Logan Bryant		2/7	1/3	1/4	6	2	3	5	2	3	3	0	3	27:45
12	* Ashley Hatfield		3/4	1/1	1/2	8	1	4	5	3	0	4	0	0	24:10
15	* Taylor Newsome		1/7	0/0	3/6	5	4	7	11	2	1	1	0	0	26:12
21	Cody Varney		1/2	0/0	0/0	2	0	2	2	2	0	1	0	0	3:37
22	Rusty Roberts		0/0	0/0	0/0	0	0	0	0	0	0	0	0	0	DNP
23	* Devan Adams		1/2	0/0	0/2	2	2	2	4	3	0	2	3	0	12:51
24	Tyler Newsome		0/2	0/1	2/4	2	0	1	1	1	0	1	0	0	13:51
32	Trey Roberts		0/0	0/0	0/0	0	0	0	0	0	0	0	0	0	0:49
40	Dillon Tackett		0/0	0/0	0/0	0	0	0	0	0	0	0	0	0	DNP
42	Curby Tackett		2/4	0/0	0/2	4	2	4	6	2	0	1	1	0	18:56
20	Jonathan Berger		0/0	0/0	0/0	0	0	0	0	0	0	0	0	0	DNP
33	Christian Bartley		0/0	0/0	0/0	0	0	0	0	0	0	0	0	0	DNP
	Team						3	2	5						
	Totals		16/43	4/9	15/31	51	14	29	43	17	5	13	4	5	160
	Total FG		1st Half	7/21	33.3%	2nd Half	9/22	40.9%	Game	16/43	37.2%				
	3 PT FG		1st Half	1/3	33.3%	2nd Half	3/6	50.0%	Game	4/9	44.4%				
	Free Throws		1st Half	3/11	27.3%	2nd Half	12/20	60.0%	Game	15/31	48.4%				

Home: Mason County Royals

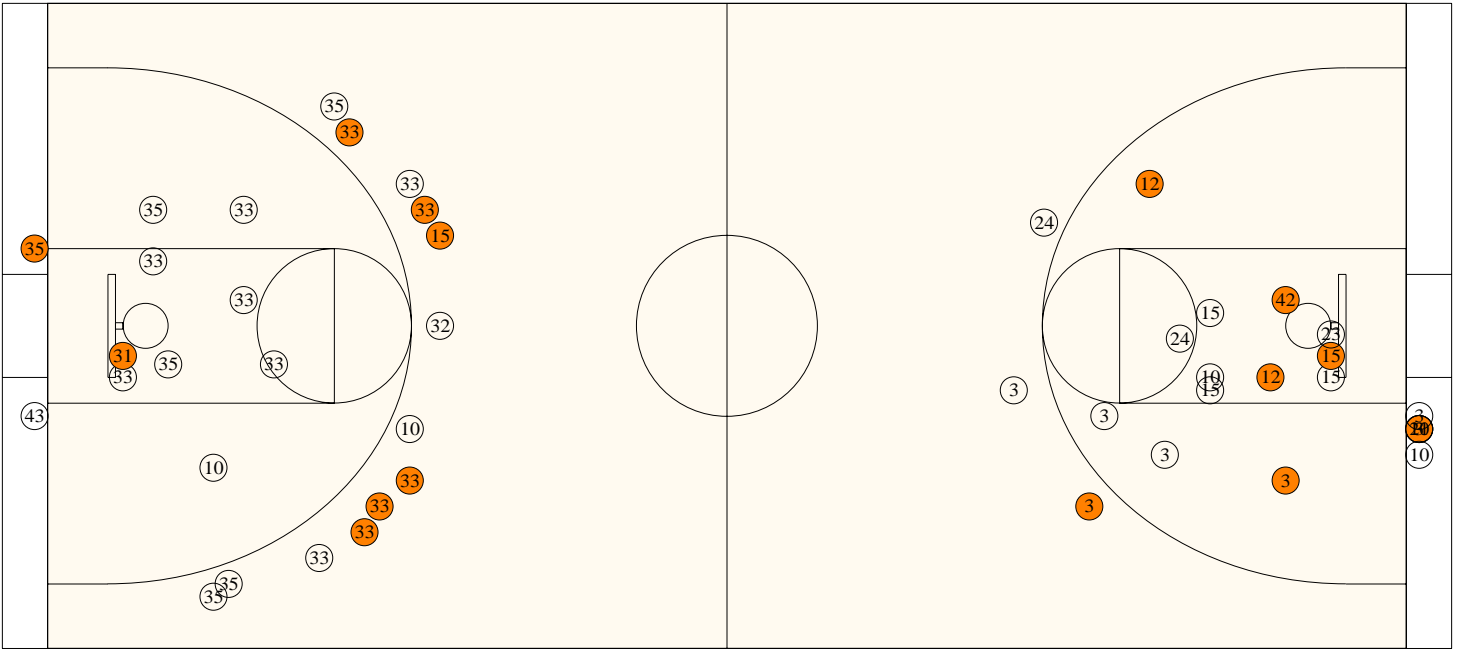
##	Name	P	FG	3 Pt	FT	PTS	ORB	DRB	TR	PF	AST	TO	BS	ST	MIN
5	Mandela Rice		0/0	0/0	0/0	0	0	0	0	0	0	0	0	0	DNP
10	Jordan Gilbert		1/4	1/3	0/0	3	0	0	0	4	1	1	0	0	18:02
15	* Ryan Hamm		1/3	1/2	0/0	3	0	0	0	3	0	1	0	0	21:01
23	* Neal Pawsat		0/0	0/0	2/4	2	0	4	4	5	2	3	3	1	23:01
31	Phil Barner		1/2	0/0	2/6	4	4	1	5	4	0	0	1	0	12:21
32	Justin Lang		0/2	0/1	0/0	0	1	1	2	0	1	0	0	0	5:01
33	* Russ Middleton		8/24	7/13	1/3	24	2	5	7	4	1	2	0	0	31:54
34	Bradley Lang		0/0	0/0	0/0	0	0	1	1	0	0	0	0	0	0:06
35	* Treg Setty		1/7	0/3	0/0	2	2	7	9	1	3	2	1	1	27:45
40	Josh Harris		0/0	0/0	0/0	0	0	0	0	0	0	0	0	0	DNP
41	Josh Menefee		0/0	0/0	0/0	0	0	0	0	0	0	0	0	0	DNP
42	Tyler Black		0/0	0/0	0/0	0	0	0	0	0	0	0	0	0	DNP
43	* Keith Downing		1/5	0/1	4/7	6	3	1	4	5	1	3	0	1	20:49
24	Conner Osborne		0/0	0/0	0/0	0	0	0	0	0	0	0	0	0	DNP
30	Cody Hamm		0/0	0/0	0/0	0	0	0	0	0	0	0	0	0	DNP
	Team						0	1	1			1			
	Totals		13/47	9/23	9/20	44	12	21	33	26	9	13	5	3	160
	Total FG		1st Half	8/24	33.3%	2nd Half	5/23	21.7%	Game	13/47	27.7%				
	3 PT FG		1st Half	6/13	46.2%	2nd Half	3/10	30.0%	Game	9/23	39.1%				
	Free Throws		1st Half	2/6	33.3%	2nd Half	7/14	50.0%	Game	9/20	45.0%				

	SV	MASON		SV	MASON		SV	MASON
Free Throw Pts	15	9	3Pt Points	12	27	Pts/Possession	0.88	0.76
Pts off Turnovers	12	11	2nd Chance Points	13	5	Pts off Bench	8	7
Total Rebounds	43	33	Team Rebounds	5	1	Dead Ball Reb	7	4
Off Rebound %	40.0	29.3	Def Rebound %	70.7	60.0	Total Rebound %	56.6	43.4
3Pt Efficiency	+20.9	+28.0	Def. Stops	42	34	Pts/Shot	0.88	0.77
Technical Fouls	SV	None						
	MASON	None						
Officials	Dwaine Crick, Glenn Spalding, Brian Cook							

	Qtr 1	Qtr 2	Qtr 3	Qtr 4	OT 1	OT 2	OT 3	OT 4	Total
Shelby Valley Wildcats	13	5	15	18	0	0	0	0	51
Mason County Royals	12	12	7	13	0	0	0	0	44

Largest Lead MASON 39 SV 48 (9 pts) Lead Changes 8 Number of Ties 4
 Comments: None

FIRST HALF



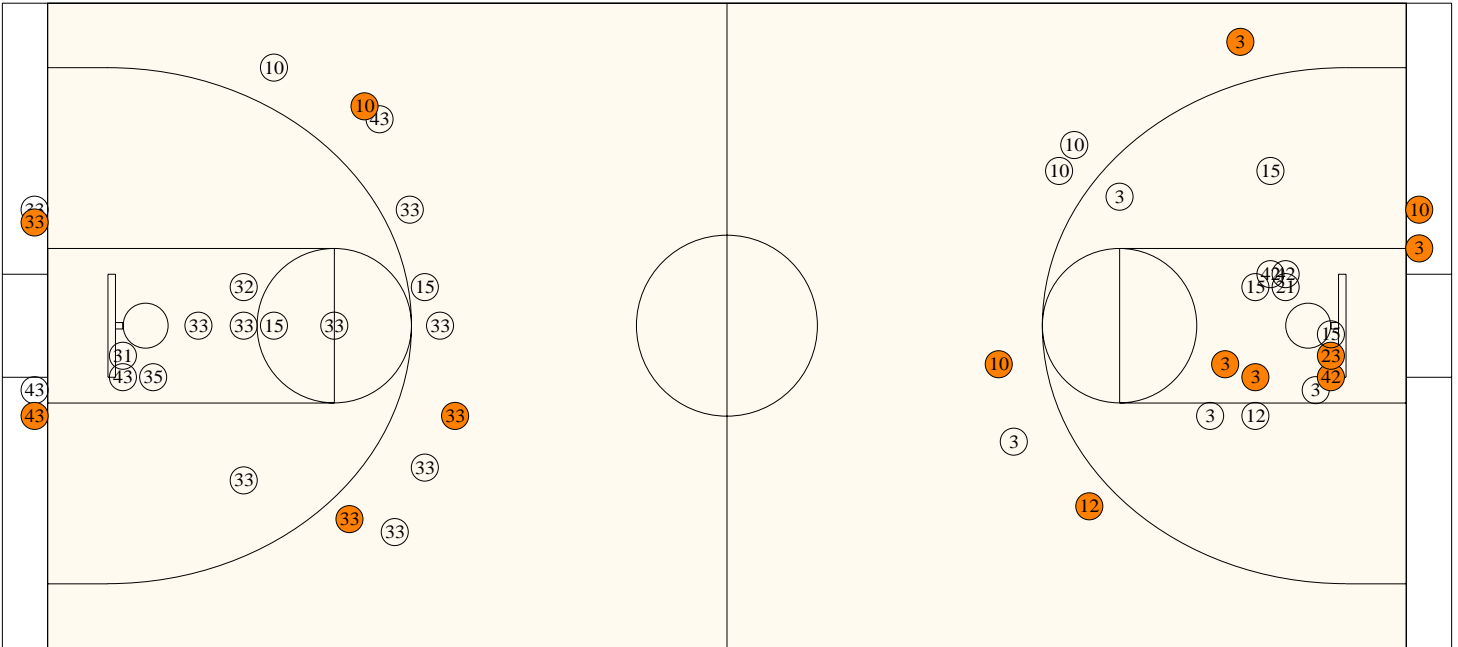
Mason County

Shooting	Pts	Pts
2FG 2/11 (18.2%)	4	Pts/Shot 0.89
3FG 6/13 (46.2%)	18	2nd Eff Pts 2
TFG 8/24 (33.3%)		Pts off TO's 4
FT 2/6 (33.3%)	2	3Pt Eff +34.0
Scoring Distribution: 2FG 16.7% 3FG 75.0% FT 8.3%		

Shelby Valley

Shooting	Pts	Pts
2FG 6/18 (33.3%)	12	Pts/Shot 0.69
3FG 1/3 (33.3%)	3	2nd Eff Pts 7
TFG 7/21 (33.3%)		Pts off TO's 2
FT 3/11 (27.3%)	3	3Pt Eff +11.1
Scoring Distribution: 2FG 66.7% 3FG 16.7% FT 16.7%		

SECOND HALF

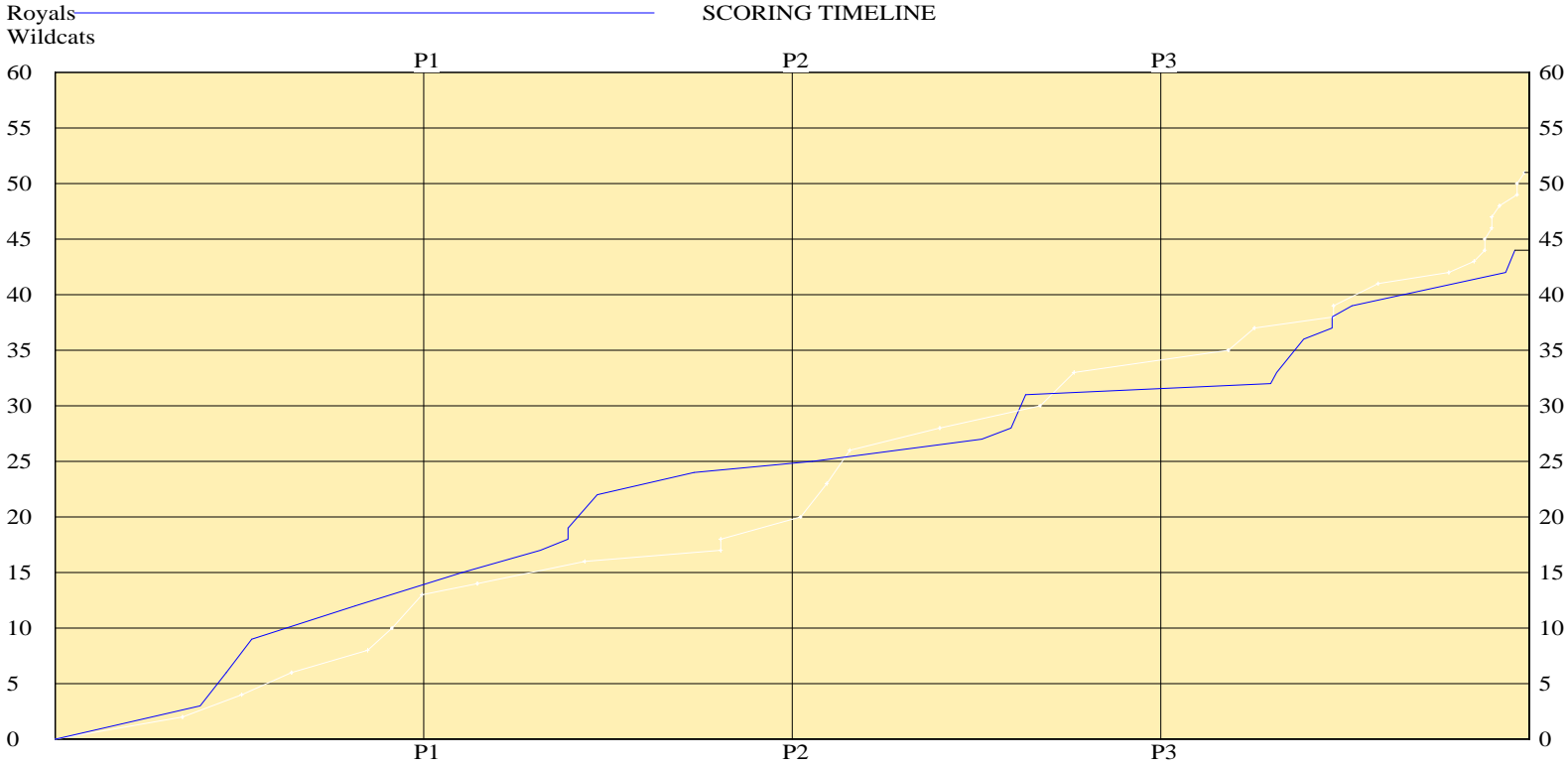
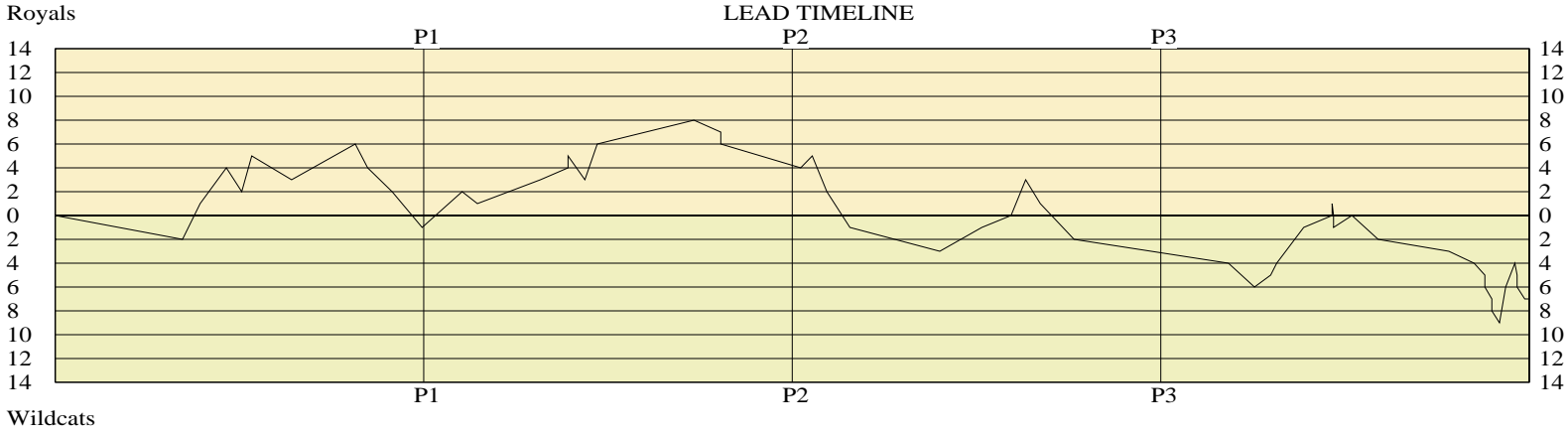


Mason County

Shooting	Pts	Pts
2FG 2/13 (15.4%)	4	Pts/Shot 0.67
3FG 3/10 (30.0%)	9	2nd Eff Pts 3
TFG 5/23 (21.7%)		Pts off TO's 7
FT 7/14 (50.0%)	7	3Pt Eff +19.7
Scoring Distribution: 2FG 20.0% 3FG 45.0% FT 35.0%		

Shelby Valley

Shooting	Pts	Pts
2FG 6/16 (37.5%)	12	Pts/Shot 1.03
3FG 3/6 (50.0%)	9	2nd Eff Pts 6
TFG 9/22 (40.9%)		Pts off TO's 10
FT 12/20 (60.0%)	12	3Pt Eff +25.0
Scoring Distribution: 2FG 36.4% 3FG 27.3% FT 36.4%		



Largest Lead MASON 39 SV 48 (9 pts) Lead Changes 8 Number of Ties 4

2009 National City/KHSAA Boys' Sweet 16 - Play by Play Report - Scoring Only (pg 1)

Mason County Royals vs. Shelby Valley Wildcats

Date: 03/19/2009 Time: 6:30 pm Site: Rupp Arena-Lexington, KY Attendance:

Name	Action	Action	Score	Clock	Diff	Name	Action	Action
			0-2	1 5:14	-2 (L1)	A Hatfield	FG Made	
R Middleton	3Pt Made	J Gilbert Assist	3-2	1 4:51	+1 (L2)			
R Middleton	3Pt Made	T Setty Assist	6-2	1 4:17	+4			
			6-4	1 3:57	+2	C Tackett	FG Made	T Newsome Assist
R Middleton	3Pt Made	N Pawsat Assist	9-4	1 3:44	+5			
			9-6	1 2:52	+3	C Varney	Layup Made	
R Middleton	3Pt Made		12-6	1 1:29	+6			
			12-8	1 1:13	+4	E Justice	FG Made	
			12-10	1 0:41	+2	T Newsome	Putback Made	
			12-13	1 0:02	-1 (L3)	E Justice	3Pt Made	

End of Period Summary Royals 12 Wildcats 13

Largest Lead: Royals 12 Wildcats 6 (6 pts)

Lead in Period: Royals 12 Wildcats 6 (6 pts)

3 for 2 oppo pts

3 for 0 pts

4/12 for 33.3 %

0/2 for 0.00 %

Turnovers

2nd Chances

Field Goals

Free Throws

Lead Changes: 3 Ties: 0

Lead Changes: 2 Ties: 0 (this period)

3 for 0 oppo pts

4 for 4 pts

6/13 for 46.2 %

0/4 for 0.00 %

R Hamm	3Pt Made	K Downing Assist	15-13	2 7:10	+2 (L4)			
			15-14	2 6:50	+1	T Newsome	FT Made	
T Setty	Layup Made	R Middleton Assist	17-14	2 5:28	+3			
K Downing	FT Made		18-14	2 4:52	+4			
K Downing	FT Made		19-14	2 4:52	+5			
			19-16	2 4:30	+3	A Hatfield	FG Made	L Bryant Assist
R Middleton	3Pt Made	T Setty Assist	22-16	2 4:14	+6			
P Barner	Putback Made		24-16	2 2:08	+8			
			24-17	2 1:33	+7	E Justice	FT Made	
			24-18	2 1:33	+6	E Justice	FT Made	

End of Period Summary Royals 24 Wildcats 18

Largest Lead: Royals 24 Wildcats 16 (8 pts)

Lead in Period: Royals 24 Wildcats 16 (8 pts)

1 for 0 oppo pts

4 for 2 pts

4/12 for 33.3 %

2/4 for 50.0 %

Turnovers

2nd Chances

Field Goals

Free Throws

Lead Changes: 4 Ties: 0

Lead Changes: 0 Ties: 0 (this period)

3 for 4 oppo pts

3 for 3 pts

1/8 for 12.5 %

3/7 for 42.9 %

			24-20	3 7:49	+4	E Justice	Layup Made	L Bryant Assist
N Pawsat	FT Made		25-20	3 7:34	+5			
			25-23	3 7:15	+2	A Hatfield	3Pt Made	L Bryant Assist
			25-26	3 6:45	-1 (L5)	E Justice	3Pt Made	
			25-28	3 4:48	-3	E Justice	FG Made	
K Downing	Layup Made		27-28	3 3:53	-1			
K Downing	FT Made		28-28	3 3:15	(T1)			
R Middleton	3Pt Made	T Setty Assist	31-28	3 2:56	+3 (L6)			
			31-30	3 2:37	+1	C Tackett	Putback Made	
			31-33	3 1:53	-2 (L7)	L Bryant	3Pt Made	E Justice Assist

End of Period Summary Royals 31 Wildcats 33

Largest Lead: Royals 24 Wildcats 16 (8 pts)

Lead Changes: 7 Ties: 1

2009 National City/KHSAA Boys' Sweet 16 - Play by Play Report - Scoring Only (pg 2)

Mason County Royals vs. Shelby Valley Wildcats

Date: 03/19/2009 Time: 6:30 pm Site: Rupp Arena-Lexington, KY Attendance:

Name	Action	Action	Score	Clock	Diff	Name	Action	Action
Lead in Period: Royals 24 Wildcats 18 (6 pts)						Lead Changes: 3 Ties: 1 (this period)		
3 for 5 oppo pts						4 for 6 oppo pts		
1 for 0 pts						5 for 4 pts		
2/10 for 20.0 %						6/14 for 42.9 %		
2/4 for 50.0 %						0/0 for 0.00 %		
			31-35	4	6:32 -4	D Adams	Putback Made	
			31-37	4	5:58 -6	L Bryant	Layup Made	
			32-37	4	5:37 -5			
K Downing	FT Made		33-37	4	5:29 -4			
R Middleton	FT Made		36-37	4	4:54 -1			
R Middleton	3Pt Made	N Pawsat Assist	37-37	4	4:17 (T2)			
P Barner	FT Made		38-37	4	4:17 +1 (L8)			
P Barner	FT Made		38-38	4	4:15 (T3)	E Justice	FT Made	
R Middleton	Personal Foul		38-39	4	4:15 -1 (L9)	E Justice	FT Made	
			39-39	4	3:51 (T4)	E Justice	Personal Foul	
N Pawsat	FT Made		39-41	4	3:17 -2	E Justice	FG Made	
			39-42	4	1:45 -3	L Bryant	FT Made	
			39-43	4	1:12 -4	A Hatfield	FT Made	
			39-44	4	0:58 -5	E Justice	FT Made	
			39-45	4	0:58 -6	E Justice	FT Made	
			39-46	4	0:49 -7	E Justice	FT Made	
			39-47	4	0:49 -8	E Justice	FT Made	
			39-48	4	0:39 -9	T Newsome	FT Made	
J Gilbert	3Pt Made	J Lang Assist	42-48	4	0:31 -6			
R Middleton	Layup Made		44-48	4	0:19 -4			
J Gilbert	Personal Foul		44-49	4	0:16 -5	T Newsome	FT Made	
			44-50	4	0:16 -6	T Newsome	FT Made	
			44-51	4	0:06 -7	T Newsome	FT Made	

End of Period Summary Royals 44 Wildcats 51

Largest Lead: Royals 39 Wildcats 48 (9 pts)						Lead Changes: 9 Ties: 4		
Lead in Period: Royals 39 Wildcats 48 (9 pts)						Lead Changes: 2 Ties: 3 (this period)		
6 for 5 oppo pts						3 for 1 oppo pts		
4 for 3 pts						2 for 2 pts		
3/13 for 23.1 %						3/8 for 37.5 %		
5/10 for 50.0 %						12/20 for 60.0 %		

OFFICIAL BASKETBALL BOX SCORE
Shelby Valley Wildcats vs Mason County Royals

03/19/2009 6:30 pm
Final Box Score

Rupp Arena
Lexington, KY

No.	Shelby Valley Wildcats	Total FG		3-point		Free throw		Rebounds			F	TP	A	TO	BLK	STL	MIN
		FG	FGA	FG	FGA	FT	FTA	Off	Def	Tot							
2	Jacob Robinson	0	0	0	0	0	0	0	0	0	0	0	0	0	0	0	DNP
3	Elisha Justice	6	15	2	4	8	11	0	4	4	2	22	1	0	0	2	31:49
5	Logan Lucas	0	0	0	0	0	0	0	0	0	0	0	0	0	0	0	DNP
10	Logan Bryant	2	7	1	3	1	4	2	3	5	2	6	3	3	0	3	27:45
12	Ashley Hatfield	3	4	1	1	1	2	1	4	5	3	8	0	4	0	0	24:10
15	Taylor Newsome	1	7	0	0	3	6	4	7	11	2	5	1	1	0	0	26:12
42	Curby Tackett	2	4	0	0	0	2	2	4	6	2	4	0	1	1	0	18:56
24	Tyler Newsome	0	2	0	1	2	4	0	1	1	1	2	0	1	0	0	13:51
23	Devan Adams	1	2	0	0	0	2	2	2	4	3	2	0	2	3	0	12:51
21	Cody Varney	1	2	0	0	0	0	0	2	2	2	2	0	1	0	0	3:37
32	Trey Roberts	0	0	0	0	0	0	0	0	0	0	0	0	0	0	0	0:49
22	Rusty Roberts	0	0	0	0	0	0	0	0	0	0	0	0	0	0	0	DNP
40	Dillon Tackett	0	0	0	0	0	0	0	0	0	0	0	0	0	0	0	DNP
20	Jonathan Berger	0	0	0	0	0	0	0	0	0	0	0	0	0	0	0	DNP
33	Christian Bartley	0	0	0	0	0	0	0	0	0	0	0	0	0	0	0	DNP
Team (Included in Totals)								3	2	5							
Totals		16	43	4	9	15	31	14	29	43	17	51	5	13	4	5	160
Total FG%:1st half 7 - 21 (33.3%) 2nd half 9 - 22 (40.9%) Game 16 - 43 (37.2%)												Deadball					
3Pt FG%: 1st half 1 - 3 (33.3%) 2nd half 3 - 6 (50.0%) Game 4 - 9 (44.4%)												rebounds					
FT%: 1st half 3 - 11 (27.3%) 2nd half 12 - 20 (60.0%) Game 15 - 31 (48.4%)												7					

No.	Mason County Royals	Total FG		3-point		Free throw		Rebounds			F	TP	A	TO	BLK	STL	MIN
		FG	FGA	FG	FGA	FT	FTA	Off	Def	Tot							
5	Mandela Rice	0	0	0	0	0	0	0	0	0	0	0	0	0	0	0	DNP
10	Jordan Gilbert	1	4	1	3	0	0	0	0	0	4	3	1	1	0	0	18:02
15	Ryan Hamm	1	3	1	2	0	0	0	0	0	3	3	0	1	0	0	21:01
23	Neal Pawsat	0	0	0	0	2	4	0	4	4	5	2	2	3	3	1	23:01
31	Phil Barner	1	2	0	0	2	6	4	1	5	4	4	0	0	1	0	12:21
33	Russ Middleton	8	24	7	13	1	3	2	5	7	4	24	1	2	0	0	31:54
35	Treg Setty	1	7	0	3	0	0	2	7	9	1	2	3	2	1	1	27:45
43	Keith Downing	1	5	0	1	4	7	3	1	4	5	6	1	3	0	1	20:49
32	Justin Lang	0	2	0	1	0	0	1	1	2	0	0	1	0	0	0	5:01
34	Bradley Lang	0	0	0	0	0	0	0	1	1	0	0	0	0	0	0	0:06
40	Josh Harris	0	0	0	0	0	0	0	0	0	0	0	0	0	0	0	DNP
41	Josh Menefee	0	0	0	0	0	0	0	0	0	0	0	0	0	0	0	DNP
42	Tyler Black	0	0	0	0	0	0	0	0	0	0	0	0	0	0	0	DNP
24	Conner Osborne	0	0	0	0	0	0	0	0	0	0	0	0	0	0	0	DNP
30	Cody Hamm	0	0	0	0	0	0	0	0	0	0	0	0	0	0	0	DNP
Team (Included in Totals)								0	1	1							
Totals		13	47	9	23	9	20	12	21	33	26	44	9	13	5	3	160
Total FG%:1st half 8 - 24 (33.3%) 2nd half 5 - 23 (21.7%) Game 13 - 47 (27.7%)												Deadball					
3Pt FG%: 1st half 6 - 13 (46.2%) 2nd half 3 - 10 (30.0%) Game 9 - 23 (39.1%)												rebounds					
FT%: 1st half 2 - 6 (33.3%) 2nd half 7 - 14 (50.0%) Game 9 - 20 (45.0%)												4					

Technical Fouls: None

Attendance: Unknown

Officials: Dwaine Crick, Glenn Spalding, Brian Cook

Score by Period						1st	2nd	3rd	4th	Final	Record	Overall	Conf
Shelby Valley Wildcats						13	5	15	18	51	Wildcats	18-4	
Mason County Royals						12	12	7	13	44	Royals		

Royals Wildcats				Royals Wildcats				Royals Wildcats			
Points off Turnovers	11	12		Second Effort Points	5	13		Bench Points	7	8	
Points in the Paint	8	14		3 Point Points	27	12		Free Throw Points	9	15	
3pt Efficiency	+28.0	+20.9		Points/Shot	0.77	0.88		Defensive Stops	34	42	
Largest Lead	39	48	(9 pts)	Lead Changes	8			Number of Ties	4		

Game comments: None